



## Assessment

The first section of this course set out what landscape character is

This next section focuses on how we describe it.



## Assessment





## Assessment

### Elements:


- Landform and waterbodies
- Vegetation pattern and landuse
- Settlement pattern and infrastructure

### Describe in terms of:

- Shape
- Scale
- Visual diversity.




## Assessing shape



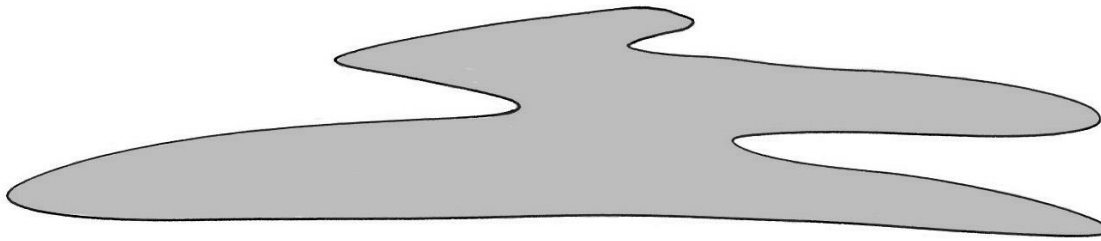


## Assessing shape



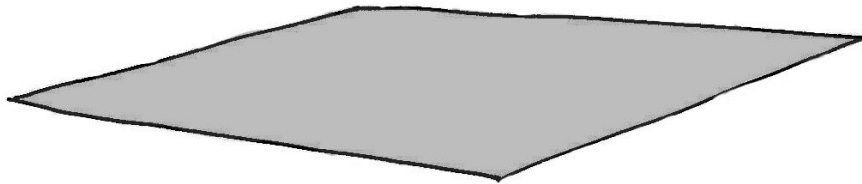


## Assessing shape





## Assessing shape





## Assessing shape

Shapes may be geometric and symmetrical, such as square, rectangle, triangle, circle:



or be organic and asymmetrical:





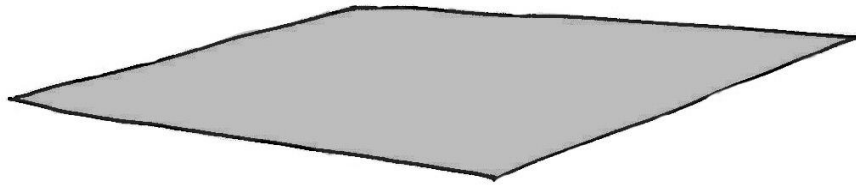


## Assessing shape



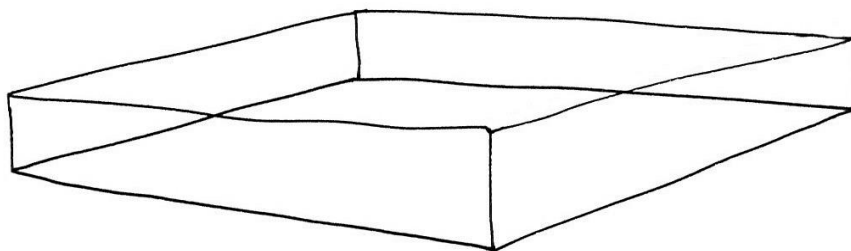


## Assessing shape - shape as form



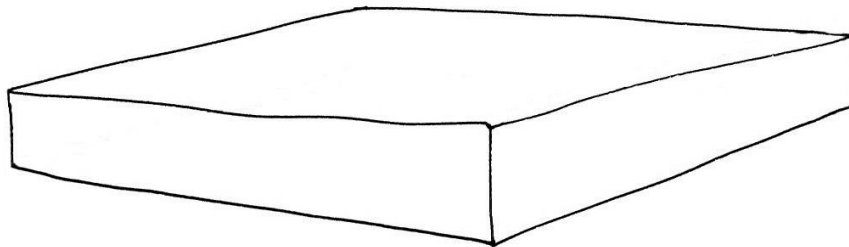


## Assessing shape - shape as form



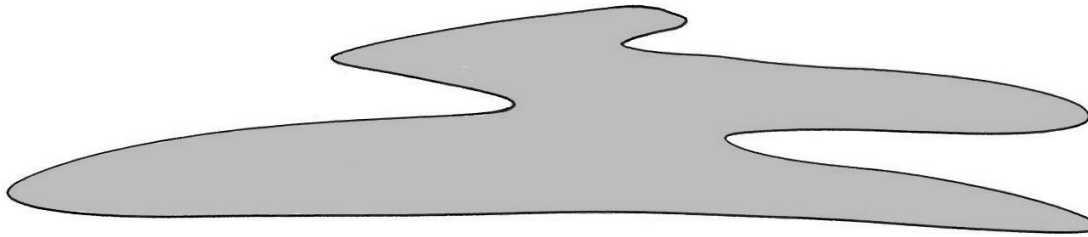


## Assessing shape - shape as form






## Assessing shape - shape as form





## Assessing shape - shape as form






## Assessing shape - shape as form

### Shadows

Spatial information  
conveyed as shadows,  
to create form...





## Assessing shape - shape as form

### Shadows

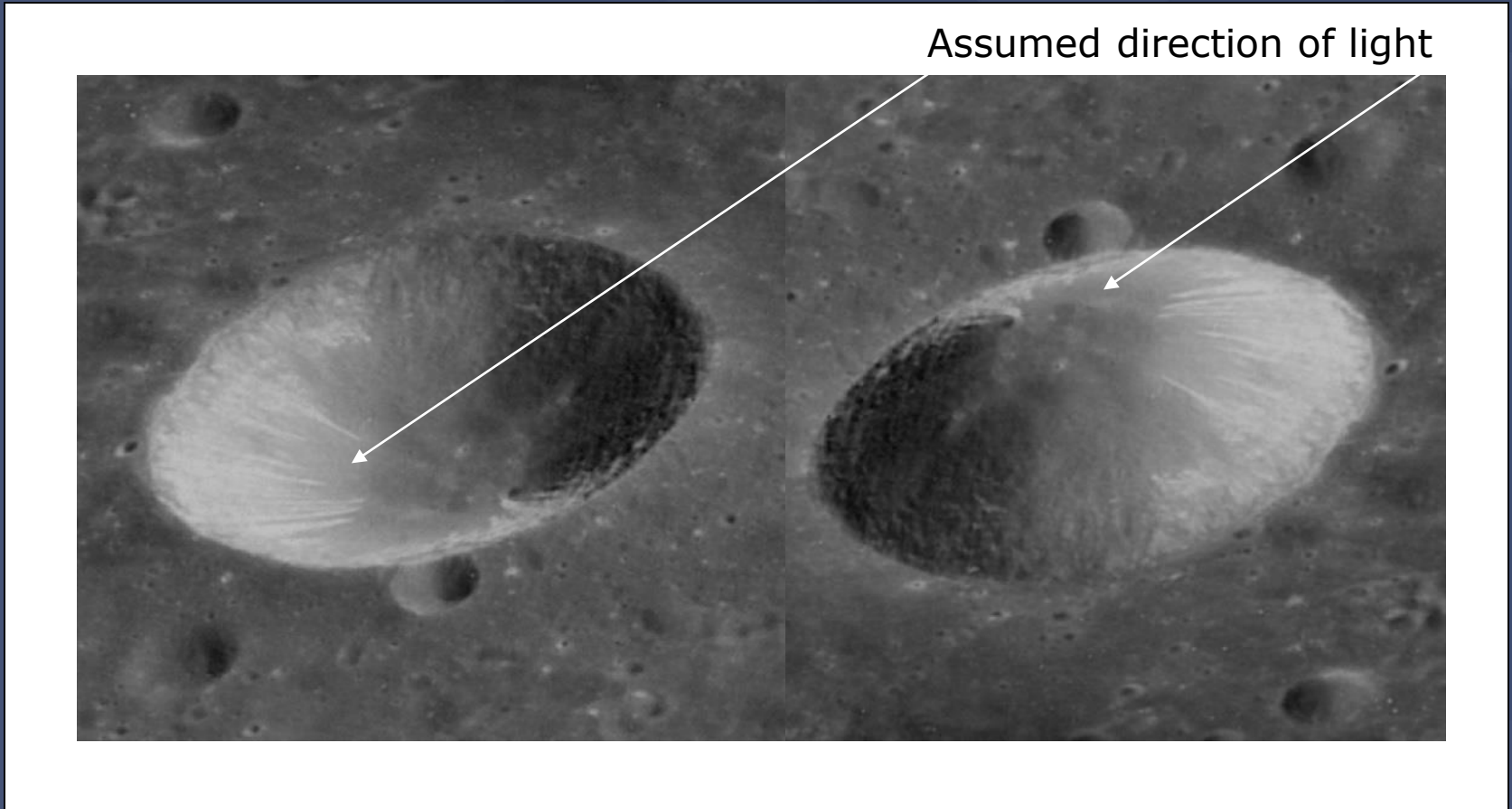
Spatial information  
conveyed as shadows,  
to create form...







## Assessing shape - shape as form





## Assessing shape





## Assessing shape - different landforms





## Assessing shape

When describing shape, there is an established hierarchy, from permanent to semi-permanent elements:

Begin with landform - is it smooth, rugged, irregular, rounded?

Then the other structural elements - rivers can be sinuous, coastlines indented

Then vegetation pattern - is it irregular or geometric?



## Summary

In the landscape, shape can be a strongly two-dimensional shape (such as a river, a field or a loch)

but is often a three-dimensional form (such as a landform or forestry)

Landscapes can be described in terms of the form of the topography and the shape of linear features, vegetation and field pattern.





# Reading landscape character

## Exercise 1: Reading landscape character

Now you are going to practice reading landscape character

Discuss and describe the landscape character illustrated in the photographs provided

This exercise is in three parts – shape, scale and visual diversity

Answer the questions in the questionnaire...



## Exercise 1a: Shape

In your groups...

Analyse and describe the landscape in terms of the **shapes** that influence the character of these three images

Provide brief answers beneath the question on each page of the questionnaire.